

Foldables Diagrams
hexagons papers
reports Correcting Annotation Flow
Check blocks Online guides
challenges quizzes videos Leaflets chains
Listen silent Races through Talking Write Record
Totem Word **Revision** Diamond poles
banks clouds post Flash
seating charts giant Quiz trade tests lists
Joint Redoing notes mistakes Hot Past
grids Traffic Picture principles YouTube
Posters cards Magenta Mind Wordles
Examiner answers Highlighting Instruction
lighting maps Information Keyword
Acronyms Tagxedos

What we are going to cover

- Where to revise?
- When to revise?
- What to revise?
- How to revise?



Task: If you had to rank order the questions above by putting the question you want answered the most by this session which one would it be?

Have **YOU** an assessment or an exam coming up? Not sure what to do?

What to revise?

'Target **REDS**, Chase **GREENs**'

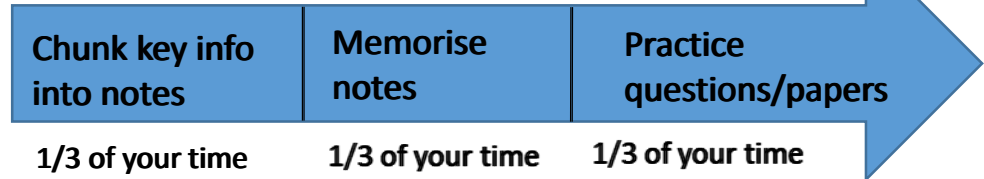
Focus more on areas you are not so confident with

Use class notes, revision books and recommended websites

How to revise?

'Little and Often'

Revise in 30 minute chunks



This slide will be on monitors around the Academy to remind you of some of the key points in this session

Where? What does the research say?

- If you get distracted by something minor your brain forgets at least the last 2 minutes of work you have just done. How can you minimise these distractions?

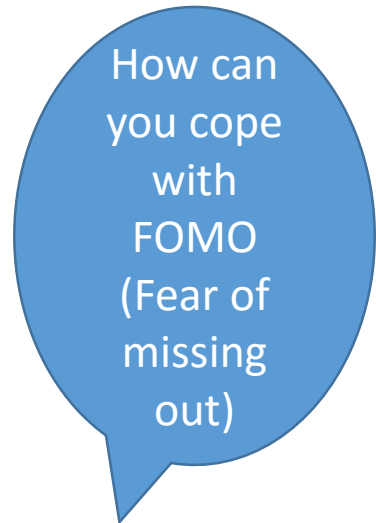


- Is revising with music a good idea? Your brain will get used to the music triggering your memory and the music will not be there in the exam hall
- Your brain makes an emotional attachment to spaces – is the bedroom a good idea? Your brain associates it with sleeping so you might find it hard to concentrate there

Task – be honest with yourself...

Think about where and what time you do your revision. Complete the table below:

What might affect your concentration?	How can I minimise these things?
Examples: My mobile phone Or I revise too late and get tired	I will revise upstairs and keep my phone downstairs (see FOMO comment) Revise as soon as I get home



How can you cope with FOMO (Fear of missing out)

When? Pace Yourself 'Little and Often'

- Do not leave it to the last minute and do not put it off. This leads to exam stress. Aim to do some each day
- Once a week – write a to do list where you aim to tick off everything by the end of the week



Task: How can you avoid putting revision off?

What to Revise? How am I going to write my to do list?

- **Be organised** – get revision books and look at revision websites. Ask for your class notes. Work out which suits you.
- **Focus on targeting ‘Reds’** - aspects that need improving from your last test and then **chase ‘greens’** - using your revision material or by asking your teacher, work out how to move it from red to green.

Copy and Paste the names of your students in to the cells below.

Record student attainment by entering the following:
1 or G - Green
2 or Y - Yellow
3 or R - Red

The Data will automatically update the student sheets on the next tab.

	P1 record, describe and analyse the frequency of outcomes of probability experiments	P2 apply ideas of randomness, fairness and equally likely events to calculate expected frequencies	P3 relate relative expected frequencies to theoretical probability, using appropriate models	P4 apply the property that the probabilities of an exhaustive set of outcomes sum to 1	P5 understand that empirical unbiased samples tend towards theoretical probabilities	P6 enumerate sets and combinations of sets systematically, using tables, grids, Venn diagrams	P7 construct theoretical probability spaces for single and combined experiments	P8 calculate the probability of independent and dependent combined events, including tree diagrams	S1 infer properties of populations or distributions from a sample, while knowing the properties of the population or distribution	S2 interpret and construct tables, charts and diagrams, including frequency tables	S4 interpret, analyse and compare the distributions of data sets from univariate data	S5 apply statistics to describe a population	S6 use and interpret scatter graphs of bivariate data; recognise correlation						
Joe Bloggs	Red	Green	Green	Green	Green	Green	Green	Green	Green	Green	Green	Green	Green						
Ann Smith	Red	Green	Green	Green	Green	Green	Green	Green	Green	Green	Green	Green	Green						

Hands up who has use these resources noted below?

Business – Classroom notes should be used. Also, the 'OCR CGP Business Revision Guide (A*-G) course' can also be purchased by giving 5 pounds to the Business teacher or it can be purchased on Amazon

English - For the November Mock, students will be completing English Language Paper 1. We have produced our own revision guide with same questions and help which is available on Show My Homework for all Y11 students. In addition, in class time they will be completing English Language Paper 2, for which there is likewise a revision guide available.

Students may also find some of the following sites or sources useful to support them in their revision for Literature which is being assessed through class at this time – especially as some of the texts were taught nearly a year ago and students should be regularly revisiting these. In addition, BBC Bitesize is excellent and the Mr Bruff Podcasts are superb. He has revision resources on his website as well. (<https://www.youtube.com/user/mrbruff>)

GCSE English Literature (we cover Macbeth, Christmas Carol, An Inspector Calls and the Power and Conflict Cluster)

- York Notes GCSE guides for Macbeth, Christmas Carol and An Inspector Calls (and they have some quite useful workbooks)
- Power and conflict – CGP guide ISBN 9781782943617

GCSE English Language

- By far and away the most popular one with our Y11 last year was the CGP guide ISBN 9781782943693
- Drop in sessions on Mondays after school

Hands up who has looked at these?

French - A vocab list from the text book will be given by the teacher.

- Useful websites are: BBC bitesize <http://www.pinterest.com/myhnllynn/Frenchreading>
- <http://www.Languageguide.org/French/readings/> <http://resources.wjec.co.uk/Pages/SearchReources.aspx>
<http://www.res.co.uk/>

Geography - Revision Guides and textbooks (Nb: The “boxed” books are recommended) 1. The textbook we use in lesson is- Edexcel GCSE (9-1) Geography A, Bircher, Chiles, Clemens, Crossley, Flint, Guinness, Pearson 2016 Paperback, ISBN: 978-1-4469-2775-5 There are copies available in the library to borrow.

- We recommend the Pearson Revise Edexcel (9-1) Geography A revision guide PRICE £3.50 from school ISBN: 978-1-292-13377-5
- And the Pearson Revise Edexcel (9-1) Geography A revision workbook PRICE £3.50 from school ISBN: 978-1-292-13373-7
- Useful website are: bbc.bitesize, Juicygeography, S_cool, Geo resources, Geographyinternet and Geographyatthemovies
- Youtube, channel 4/ dispatches or i-player are also good at locating relevant documentaries and provide good case studies for visual learners. Watching the news/ reading papers are also good ways of improving understanding of current events.

History- CGP revision guide books (certain topics only in the book are needed). For the November mock students just need to revise the Medicine unit. More detailed revision books will be given by the department by January which cover the other units

Hands up who has looked at these?

Maths – After school maths club on a Tuesday W54 for everyone and GCSE maths club on a Thursday W51. Useful websites are: www.mymaths.co.uk
www.mathsgenie.co.uk and www.corbettmaths.com

We will also be introducing students to the PiXL maths app which has lessons, videos and quizzes as well as personalised work following the mocks in year 11. There are many revision books available. Be sure to purchase a book for the Edexcel exam board at the correct tier, most revision guides also have a workbook to accompany it. We suggest that the workbook is also purchased as the best way to understand and to revise maths is to do it! Pearson produce a revision book, as do CGP, that we particularly recommend.

Media – there is no mock this term however there will be one in January based on TV serial drama

Music – GCSE Music, Edexcel Revision book costing £9.95 from Mrs Handley
BBC Bitesize and Edexcel websites

PE – revision guide books and workbooks can be purchased from the department for £3.50

Product Design (Food, Textiles and Resistant Materials) - Revision book - Lonsdale GCSE design and technology Product Design. This can be bought on Amazon or you can ask the department for help to purchase it. A extra revision pack will be available from March

Science - CPG revision guides and workbooks (exam board AQA)
Collins AQA Revision guides & workbook in 1 (**Choose combined, higher or foundation available**)
Kerboodle online, Youtube – myGCSEscience channel, BBC Bitesize

Task: write a to do list

Revision Topic	Done?
Expanding brackets and factorising	
Bevan and then invention of the NHS	
Construction and destruction of waves	
History of industrial sectors and how it has change of the last 30 years	

Above is an example. This student looked at their mock exam and on their PLC (personalised Learning Checklist) these topics were red or amber. You may write a to do list so you do one topic or each day or even two topics each day.

If you do not know what topics you need to work on then you need to ask your teacher **Urgently!!!**

How to Revise?

For your mocks in November how much time did you spend on?

Chunking information down into notes

Memorising notes

Practice questions

‘Little and Often’

Revise in 30 minute chunks every day

Chunk key info into notes

Memorise notes

Practice questions/papers

1/3 of your time

1/3 of your time


1/3 of your time

Did you try and make any of it interesting?

How to revise? Step 1 - Chunk information down

This should take up a third of your time – not all of it! There are two most popular methods.

Method 1 Writing key points on flash cards on or in a note book. You have to try and make it interesting though – use colour, images, technology (quizlet), model answers to questions



How to revise? Step 1 – Chunking Information down

Method 2: Mindmaps. Main topic in the middle and then the sub topics of this on the main branches.



Task: Create your own flashcard or mindmap or both using the following text

- **Types of drug.** A drug is a substance taken into the body that modifies or affects chemical reactions in the body. Some drugs are beneficial, while others are harmful.
- Stimulants and depressants affect the synapses between neurones in the nervous system: **stimulants** cause more neurotransmitter molecules to diffuse across the synapse.
- **depressants** stop the next neurone sending nerve impulses. They bind to the receptor molecules the next neurone that needs to respond to the neurotransmitter molecules.
- **Classification of drugs** - Some drugs are illegal, or must only be prescribed by a doctor. Some **prescription drugs** are misused and taken for recreational use, rather than for medical reasons. They become illegal under these circumstances. **Illegal drugs** are classified from Class A to Class C. Class A drugs are the most dangerous, with the most serious penalties for possession or dealing. Class C are the least dangerous, with the lightest penalties, but this does not mean they are safe to use.

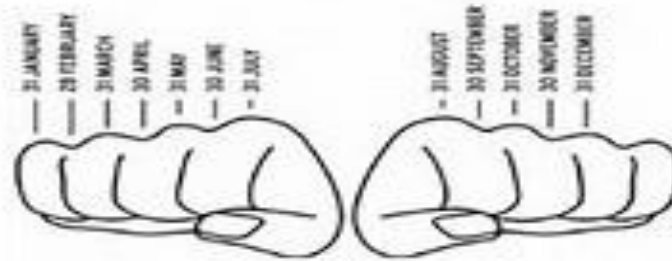
Memorising – this should take up a third of your time

- **Research** – the best students take a multi layered approach to revising rather than just rote learning (reading and then re writing notes out). The encoding process is a process that helps you get facts into your head for later recall.
- Use the information you have **chunked down in different ways** to find the way that helps it ‘stick’ in your head

Mnemonics (memory pegs)

- Rhyming words
- Acronyms
- Acrostic poem
- Mental journey

mnemonic
to aid the memory



- You will not revise all of your notes using these but using them for parts you find difficult can be a good idea

Mnemonics - Acronyms

- **Acronyms** - An acronym is an abbreviation formed from the initial components of a phrase or word.
- Examples:
 - Biology (the life cycle of cells): In Peru Mountains Are Terribly Cold (Interphase, Prophase, Metaphase, Anaphase, Telophase, Cytokinesis).
 - Chemistry (series of alkanes): My Elephant Prefers Big Pink Hats (Methane, Ethane, Propane, Butane, Pentane, Hexane).

Mnemonics - Acrostics

- An **acrostic** is a poem in which the first letter spells out a word.
- **Business (business environments): Respect** = Regulatory, Environmental, Social, Political, Economic, Cultural, Technological.
- **Physics (light spectrum): Richard Of York Gave Battle In Vain** = Red, Orange, Yellow, Green, Blue, Indigo and Violet
- Can you think of an acronym or acrostic you know?

Rhyming words

- Say you had 10 points to remember
- Think of words that rhyme which each number from 1- 10 eg. 1 and bun etc.
- Then think how this rhyming word might link with your notes in an image or a story

hat 	cat 
tree 	bee 
snail 	pail 
frog 	dog 

For example, if the notes you were trying to remember were:

Introduction:

- Improve product
- Price high
- Create awareness

Number	Rhyme	Points from Notes	Image
1	Bun	Introduction	I introduce myself to a hamburger bun who introduces himself back to me, then I eat him.
2	shoe	Improve product	A TV show called "Pimp my Shoe" with a team of experts working on the shoe to make it better.
3		Price High	
4		Create awareness	

Can you complete numbers 3 and 4?

Mental Journey


- If you were trying to remember the following History facts:
- **Nazi seizure of power**
- Hitler appointed Chancellor
- Reichstag fire – Nazi party given emergency powers used to arrest communists
- Enabling law passed – constitution dissolved so that the Nazi's are the only party
- Night of the long knives – Hitler kills all key opponents
- President Hindenburg dies and Hitler replaces him

Create an image which links each of these words with a room in your house to create a mini-story for what the image is doing in the room. Try and picture the story as if it is a movie, and try and make the movie as weird or as funny as possible. The first one below is an example. Complete the rest:

Room	Points from the notes	Image
Dining room	Hitler appointed Chancellor	All the family are having dinner and between courses they take a vote on who should be chancellor. Hitler is appointed.
	Reichstag fire – Nazi party can arrest communists	
	Nazis are the only party – enabling law passed	
	Night of the long knives – Hitler kills opponents	
	President Hindenburg dies and Hitler replace him	

Choose 3 ways you are going to try in the next two weeks to help memorise key facts

- Acronyms
- Acrostics
- Rhyming words
- Mental journey
- Using websites such as quizlet, memorise or anki
- Create big posters you put on your bedroom wall
- Record on your phone you reading or singing your revision notes
- Look at your notes, cover them, write them again, check with you have written them correctly
- A study partner asks you to recall your notes but they dictate the order of the notes so you do not get used to a certain order which will not be in the exam



Remembering facts is useless without being able to apply them to an exam question

Step 1 Practise a question open book (that means with your notes)

Step 2 Then practise a question closed book (that means without your notes)

Step 3 Then practise a closed book question and time yourself doing this



Step 4 This is the most important thing to do in the final lead up to an exam. Get them marked so you know how you're getting on

The Exam

- Get a **good sleep** and **eat breakfast**. Check you have **all equipment**
- Attend a **pre exam session** if there is one
- Keep saying to yourself '**you can do this.**' Banish any negative thoughts
- Use **deep breaths** to get rid of tension



The Exam

- **Drink water** to help concentration. Sometimes **using different pens** in the exam helps also with concentration
- **Read the questions** carefully and check your timing so you do not run out of time and instead you have a few minutes to check your work
- **Afterwards** – avoid worrying about whether you did well or not. Focus on the next exam and keep believing in yourself

